

COMMERCIALS & OFFICIALS

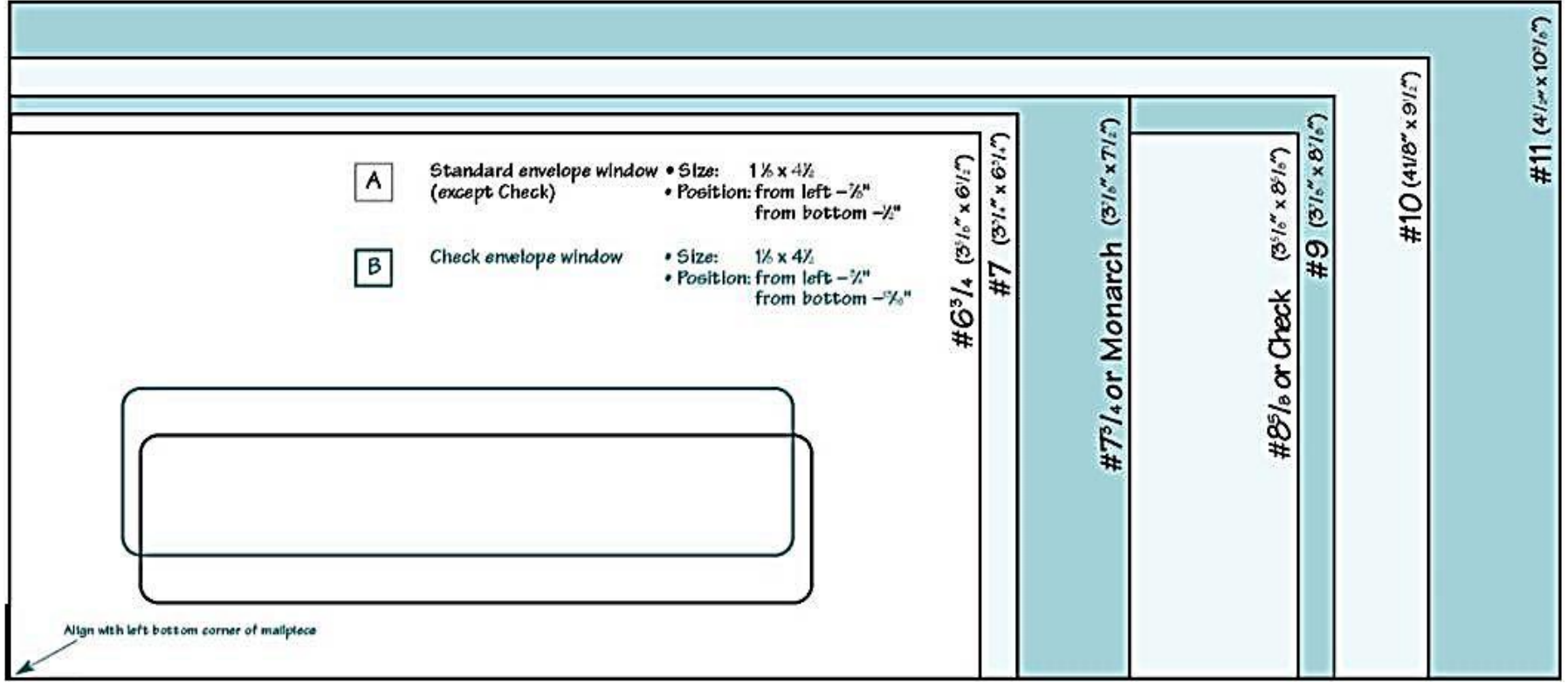
#6 $\frac{1}{2}$	3 $\frac{1}{2}$ x 6
#6 $\frac{3}{4}$	3 $\frac{3}{4}$ x 6 $\frac{1}{2}$
#7	3 $\frac{1}{2}$ x 6 $\frac{3}{4}$
#7 $\frac{1}{2}$	3 $\frac{1}{2}$ x 7 $\frac{1}{2}$
Monarch	3 $\frac{1}{2}$ x 7 $\frac{1}{2}$
Check	3 $\frac{1}{2}$ x 8 $\frac{1}{2}$
#9	3 $\frac{1}{2}$ x 8 $\frac{1}{2}$
#10	4 $\frac{1}{2}$ x 9 $\frac{1}{2}$
#11	4 $\frac{1}{2}$ x 10 $\frac{1}{2}$
#12	4 $\frac{1}{2}$ x 11
#14	5 x 11 $\frac{1}{2}$

# COMMERCIALS

STANDARD WINDOW SIZES & POSITIONS

	SIZE	FROM LEFT	BOTTOM
#6 $\frac{1}{2}$	1 $\frac{1}{2}$ x 4 $\frac{1}{2}$	S.E. $\frac{1}{8}$ "	$\frac{1}{2}$ "
#6 $\frac{3}{4}$ thru			
#7 $\frac{1}{2}$	1 $\frac{1}{2}$ x 4 $\frac{1}{2}$	S.E. $\frac{1}{8}$ "	$\frac{1}{2}$ "
#8 $\frac{1}{2}$	1 $\frac{1}{2}$ x 4 $\frac{1}{2}$	S.E. $\frac{1}{8}$ "	$\frac{1}{8}$ "
Monarch thru			
#14	1 $\frac{1}{2}$ x 4 $\frac{1}{2}$	S.E. $\frac{1}{8}$ "	$\frac{1}{2}$ "
#10 Rht.H.	1 $\frac{1}{2}$ x 4 $\frac{1}{2}$	S.E. 4 $\frac{1}{8}$ "	$\frac{1}{2}$ "
#10 Full View	3 x 8	Centered	

All windows have square ends.



# Mac Papers Envelope Converters

## COMMERCIALS

### Mac White Wove, (Diagonal Seam)

24 Lb.	081440	6 1/4	3 1/2 X 6	500/5M	
	081840	7	3 3/4 X 6 3/4	500/5M	
	081850	7 3/4	3 7/8 X 7 1/2	500/5M	
	082000	Check	3 5/8 X 8 5/8	500/2.5M	
	082200	#9	3 7/8 X 8 7/8	500/2.5M	**
	083440	#10	4 1/8 X 9 1/2	500/2.5M	**
	084190	#11	4 1/2 X 10 3/8	500/2.5M	
	084230	#12	4 3/4 X 11	500/2.5M	
	084280	#14	5 X 11 1/2	500/2.5M	



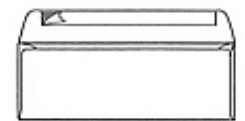
### Mac White Wove, (Side Seam)

24 Lb.	081455	6 3/4	3 5/8 X 6 1/2	500/5M	**
	081761	Check	3 5/8 x 8 5/8	500/2.5M	**
	082205	#9	3 7/8 X 8 7/8	500/2.5M	**
	083445	#10	4 1/8 X 9 1/2	500/2.5M	**



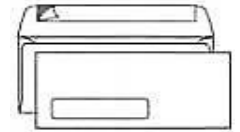
### Mac White Wove, (Side Seam, Square Flap) MAC-A-PEEL

24 Lb.	083450	#10	4 1/8 X 9 1/2	500/2.5M	**
--------	--------	-----	---------------	----------	----




### Mac White Wove, (Side Seam, Square Flap) MAC-A-PEEL, (Window)

24 Lb.	083452	#10	4 1/8 X 9 1/2	500/2.5M	(1 1/8 x 4 1/2, 7/8L - 1/2B)	**
--------	--------	-----	---------------	----------	------------------------------	----



### Mac White Wove, (Diagonal Seam) (Window)

24 Lb.	081880	7	3 3/4 X 6 3/4	500/5M	(1 1/8 x 4 1/2, 7/8L - 1/2B)	
	081830	7 3/4	3 7/8 X 7 1/2	500/5M	(1 1/8 x 4 1/2, 7/8L - 1/2B)	
	081980	Check	3 5/8 X 8 5/8	500/2.5M	<b>(1 1/8 x 4 1/2, 3/4L - 13/16B)</b>	
	082140	#9	3 7/8 X 8 7/8	500/2.5M	(1 1/8 x 4 1/2, 7/8L - 1/2B)	**
	083670	#10	4 1/8 X 9 1/2	500/2.5M	(1 1/8 x 4 1/2, 7/8L - 1/2B)	**
	084192	#11	4 1/2 X 10 3/8	500/2.5M	(1 1/8 x 4 1/2, 7/8L - 1/2B)	
	084193	#12	4 3/4 X 11	500/2.5M	(1 1/8 x 4 1/2, 7/8L - 1/2B)	
	083673	#10	4 1/8 X 9 1/2	500/2.5M	<b>(1 3/8 x 4 1/2, 7/8L - 5/8B) - FAST FWD</b>	**
	083688	#10	4 1/8 X 9 1/2	500/2.5M	<b>(1 1/8 x 4 1/2, 7/8L - 1/2B) - DIGIMAC</b>	



# Mac Papers Envelope Converters

## COMMERCIALS


### Mac White Wove, (Diagonal Seam) "Right Window" (1 1/8 X 4 1/2, 4 1/8L - 1/2B)

24 Lb. 083672 #10 4 1/8 X 9 1/2 500/2.5M (1 1/8 x 4 1/2, 4 1/8L - 1/2B)



### Mac White Wove, (Diagonal Seam) (Tinted Inside), "Inverted Right Hand Window" (1 1/8 x 4 1/2, 4 1/8L - 2 1/2B)

24 Lb. 083712 #10 4 1/8 x 9 1/2 500/2.5M (1 1/8 x 4 1/2, 4 1/8L - 2 1/2B)



### Mac White Wove, (Diagonal Seam) "Upper Right Hand Window" (1 1/8 x 4 1/2, 4 1/8 L - 2 1/2 B)

24 Lb. 083687 #10 4 1/8 X 9 1/2 500/2.5M (1 1/8 x 4 1/2, 4 1/8L - 2 1/2B)



### Mac White Wove, (Diagonal Seam) (Tinted Inside) "Double Window"

24 Lb. 082162 #10 4 1/8 X 9 1/2 500/2.5M  
Top (7/8 X 3 1/4, 5/8L - 2 3/8B)  
Bottom (1 X 4 1/2, 5/8L - 15/16B)




### Mac White Wove, (Side Seam) (Window)

24 Lb. 081565 6 3/4 3 5/8 X 6 1/2 500/5M (1 1/8 x 4 1/2, 7/8L - 1/2B) \*\*  
082145 #9 3 7/8 X 8 7/8 500/2.5M (1 1/8 x 4 1/2, 7/8L - 1/2B) \*\*  
083675 #10 4 1/8 X 9 1/2 500/2.5M (1 1/8 x 4 1/2, 7/8L - 1/2B) \*\*




083677 #10 4 1/8 X 9 1/2 500/2.5M (1 3/8 x 4 1/2, 7/8L - 5/8B) - FAST FWD \*\*

083540 #10 4 1/8 X 9 1/2 500/2.5M (3 x 8, 3/4L - 9/16B) - FULL VIEW




### Mac White Wove, (Diagonal Seam) (Tinted Inside)

24 Lb. 081970 Check 3 5/8 X 8 5/8 500/2.5M  
082150 #9 3 7/8 X 8 7/8 500/2.5M  
083620 #10 4 1/8 X 9 1/2 500/2.5M




### Mac White Wove, (Diagonal Seam) (Tinted Inside) (Window)

24 Lb. 081600 6 3/4 3 5/8 X 6 1/2 500/5M (1 1/8 x 4 1/2, 7/8L - 1/2B)  
081990 Check 3 5/8 X 8 5/8 500/2.5M (1 1/8 x 4 1/2, 3/4L - 13/16B)  
082130 #9 3 7/8 X 8 7/8 500/2.5M (1 1/8 x 4 1/2, 7/8L - 1/2B)  
083630 #10 4 1/8 X 9 1/2 500/2.5M (1 1/8 x 4 1/2, 7/8L - 1/2B)  
083701 #10 4 1/8 x 9 1/2 500/2.5M (1 1/8 x 4 1/2, 7/8L - 1/2B) - DIGIMAC




### Mac White Wove, (Side Seam) (Tinted Inside)

24 Lb. 081511 6 3/4 3 5/8 x 6 1/2 500/5M



### Mac White Wove, (Side Seam) (Tinted Inside) (Window)

24 LB. 083678 #10 4 1/8 X 9 1/2 500/2.5M (1 1/8 x 4 1/2, 7/8L - 1/2B)  
083679 #10 4 1/8 X 9 1/2 500/2.5M (1 3/8 x 4 1/2, 7/8L - 5/8B) - FAST FWD

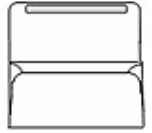


# Mac Papers Envelope Converters

## COMMERCIALS

### White Wove, Remittance (Wallet Flaps) Extended

24 Lb.	081430	6 1/4	3 1/2 X 6	1M/CTN	
	081460	6 3/4	3 5/8 X 6 1/2	1M/CTN	
	082160	#9	3 7/8 X 8 7/8	1M/CTN	



### Brown Kraft Mailing

24 Lb.	086930	#10	4 1/8 X 9 1/2	500/2.5M	
	086940	#11	4 1/2 X 10 3/8	500/2.5M	
	086950	#12	4 3/4 X 11	500/2.5M	
	086960	#14	5 X 11 1/2	500/2.5M	



### Brown Kraft Mailing – Polymac Window

24 Lb.	087292	#10 (D/S)	4 1/8 X 9 1/2	500/2.5M	(1 1/8 x 4 1/2, 7/8L - 1/2B)
	087301	#10 (S/S)	4 1/8 X 9 1/2	500/2.5M	(1 1/8 x 4 1/2, 7/8L - 1/2B)




### Economy Pak - White Wove, (Diagonal Seam) (Chipboard Box) - Stocked at MPEC

24 Lb.	083340	#9	3 7/8 X 8 7/8	500/2.5M	**
	081300	#10	4 1/8 X 9 1/2	500/2.5M	**




### Economy Pak - White Wove, (Diagonal Seam) (Window) (Chipboard Box)

24 Lb.	081301	#10	4 1/8 X 9 1/2	500/2.5M	(1 1/8 x 4 1/2, 7/8L - 1/2B) **
--------	--------	-----	---------------	----------	---------------------------------




### Economy Pak - White Wove, (Side Seam) (Chipboard Box)

24 Lb.	085075	#9	3 7/8 X 8 7/8	500/2.5M	**
	088725	#10	4 1/8 X 9 1/2	500/2.5M	**




### Economy Pak - White Wove, (Side Seam) (Window) (Chipboard Box)

24 Lb.	088735	#10	4 1/8 X 9 1/2	500/2.5M	(1 1/8 x 4 1/2, 7/8L - 1/2B) **
--------	--------	-----	---------------	----------	---------------------------------



### Remac Recycled - White Wove, (10% Post Consumer Waste)

24 Lb.	086860	#10	4 1/8 X 9 1/2	500/2.5M	
	087870	#10	4 1/8 X 9 1/2	500/2.5M	(1 1/8 x 4 1/2, 7/8L - 1/2B) - ENVIROSAFE



**DOMTAR - EARTHCHOICE COLORS**

**EarthChoice Colors (Diagonal Seam)**

24 Lb.	081616	6 3/4	3 5/8 X 6 1/2	500/5M	Blue
	081623	6 3/4	3 5/8 X 6 1/2	500/5M	Canary
	081617	6 3/4	3 5/8 X 6 1/2	500/5M	Cream
	081618	6 3/4	3 5/8 X 6 1/2	500/5M	Gray
	081619	6 3/4	3 5/8 X 6 1/2	500/5M	Green
	081621	6 3/4	3 5/8 X 6 1/2	500/5M	Ivory
	081622	6 3/4	3 5/8 X 6 1/2	500/5M	Pink
	081624	6 3/4	3 5/8 X 6 1/2	500/5M	Goldenrod
	081626	6 3/4	3 5/8 X 6 1/2	500/5M	Orchid



**EarthChoice Colors (Side Seam)**

24 Lb.	080153	#9	3 7/8 X 8 7/8	500/2.5M	Blue
	080159	#9	3 7/8 X 8 7/8	500/2.5M	Canary
	080154	#9	3 7/8 X 8 7/8	500/2.5M	Cream
	080155	#9	3 7/8 X 8 7/8	500/2.5M	Gray
	080156	#9	3 7/8 X 8 7/8	500/2.5M	Green
	080157	#9	3 7/8 X 8 7/8	500/2.5M	Ivory
	080158	#9	3 7/8 x 8 7/8	500/2.5M	Pink



**EarthChoice Colors (Diagonal Seam)**

24 Lb.	081546	#10	4 1/8 x 9 1/2	500/2.5M	Blue
	081553	#10	4 1/8 X 9 1/2	500/2.5M	Canary
	081548	#10	4 1/8 x 9 1/2	500/2.5M	Cream
	081549	#10	4 1/8 x 9 1/2	500/2.5M	Gray
	081550	#10	4 1/8 X 9 1/2	500/2.5M	Green
	081551	#10	4 1/8 x 9 1/2	500/2.5M	Ivory
	081552	#10	4 1/8 x 9 1/2	500/2.5M	Pink
	081554	#10	4 1/8 X 9 1/2	500/2.5M	Goldenrod
	081555	#10	4 1/8 X 9 1/2	500/2.5M	Orchid
	081556	#10	4 1/8 X 9 1/2	500/2.5M	Tan



**EarthChoice Colors, (Diagonal Seam) (Window)**

24 Lb.	081583	#10	4 1/8 X 9 1/2	500/2.5M	Cream - (1 1/8 X 4 1/2, 7/8L - 1/2B)
	081585	#10	4 1/8 X 9 1/2	500/2.5M	Gray - (1 1/8 x 4 1/2, 7/8L - 1/2B)
	081586	#10	4 1/8 X 9 1/2	500/2.5M	Ivory - (1 1/8 x 4 1/2, 7/8L - 1/2B)

